


# 2BE3 Liquid Ring Vacuum Pumps and Compressors

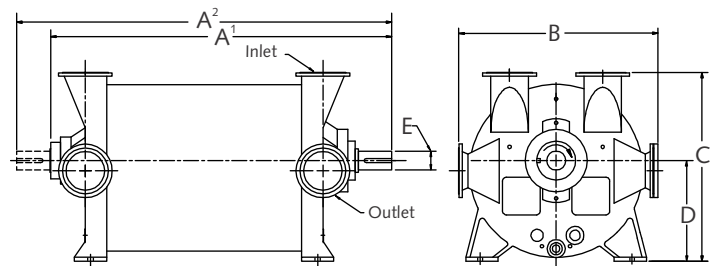


Designed to operate in demanding environments such as paper, power, mining and chemical process industries, these pumps offer durability and reliability with low operating costs. The 2BE3 pumps have polyisoprene-lined bodies for corrosion and erosion resistance. This is standard on all models.

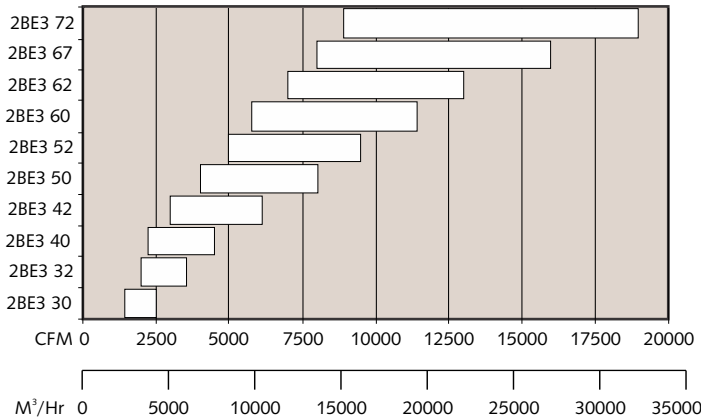
The unique inlet configuration allows for both top and side inlet arrangements to accommodate low headroom installations. In installations where space is limited, the top discharge capabilities of the 2BE3 pumps offer the use of a top mounted discharge separator that saves floor space and eliminates the need for a trench.

These pumps allow efficient operation over the entire vacuum range without the need to change the pumps' internals. When equipped with a center shroud, split vacuum operation up to 10 in. Hg (340 millibar) differential can be achieved. Large inspection ports allow easy access to pump internals for inspection and maintenance.

For more aggressive applications, stainless steel, stainless steel clad and epoxy coated components are available.



## Performance



## Dimensions

mm in blue

Pump	A1	A2	B	C	D	E	Inlet	Outlet
2BE3 30	65.4 1661	73.8 1875	38.2 970	35.6 904	18.7 475	4.3 109	6 in. FLG. 150mm FLG.	6 in. FLG. 150mm FLG.
2BE3 32	74.6 1895	83.0 2108	38.2 970	35.6 904	18.7 475	4.3 109	6 in. FLG. 150mm FLG.	6 in. FLG. 150mm FLG.
2BE3 40	82.8 2103	92.9 2360	50.6 1285	45.7 1161	24.4 620	5.1 130	10 in. FLG. 250mm FLG.	10 in. FLG. 250mm FLG.
2BE3 42	94.1 2390	104.3 2649	50.6 1285	45.7 1161	24.4 620	5.1 130	10 in. FLG. 250mm FLG.	10 in. FLG. 250mm FLG.
2BE3 50	102.5 2604	114.7 2913	60.7 1542	57.1 1450	30.5 775	6.3 160	12 in. FLG. 300mm FLG.	12 in. FLG. 300mm FLG.
2BE3 52	112.3 2852	124.5 3162	60.7 1542	57.1 1450	30.5 775	6.3 160	12 in. FLG. 300mm FLG.	12 in. FLG. 300mm FLG.
2BE3 60	111.7 2837	123.8 3144	70.9 1801	67.8 1722	35.4 899	7.1 180	14 in. FLG. 350mm FLG.	14 in. FLG. 350mm FLG.
2BE3 62	123.3 3132	135.4 3439	70.9 1801	67.8 1722	35.4 899	7.1 180	14 in. FLG. 350mm FLG.	14 in. FLG. 350mm FLG.
2BE3 67	133.4 3388	147.6 3749	75.4 1915	73.0 1854	38.4 975	7.9 201	14 in. FLG. 350mm FLG.	14 in. FLG. 350mm FLG.
2BE3 72	141.3 3589	155.3 3945	82.5 2096	78.1 1985	41.8 1062	7.9 201	16 in. FLG. 400mm FLG.	16 in. FLG. 400mm FLG.

All dimensions are approximate

NASH - Division of Gardner Denver

phone: +1 800 553 NASH · +1 724 239 1500 · fax: +1 724 239 1503 · email: nash@gardnerdenver.com

GDNash.com